

Unit 1 My Classmates

If you're happy and you know it,
turn around!



If you're happy and you know it,
turn around!



If you're happy and you know it,
then you really ought to show it;
If you're happy and you know it,
turn around!

If you're happy and you know it,
jump up high!



If you're happy and you know it,
jump up high!



If you're happy and you know it,
then you really ought to show it;
If you're happy and you know it,
jump up high!

If you're happy and you know it,
raise your hands!



If you're happy and you know it,
raise your hands!



If you're happy and you know it,
then you really ought to show it;
If you're happy and you know it,
raise your hands!

Unit 2 People, animals and things around us

Lesson 1 He/She has short hair.



Listen and say.



He has short hair.



She has long hair.



She has brown eyes.



He has dark eyes.



Look and say.

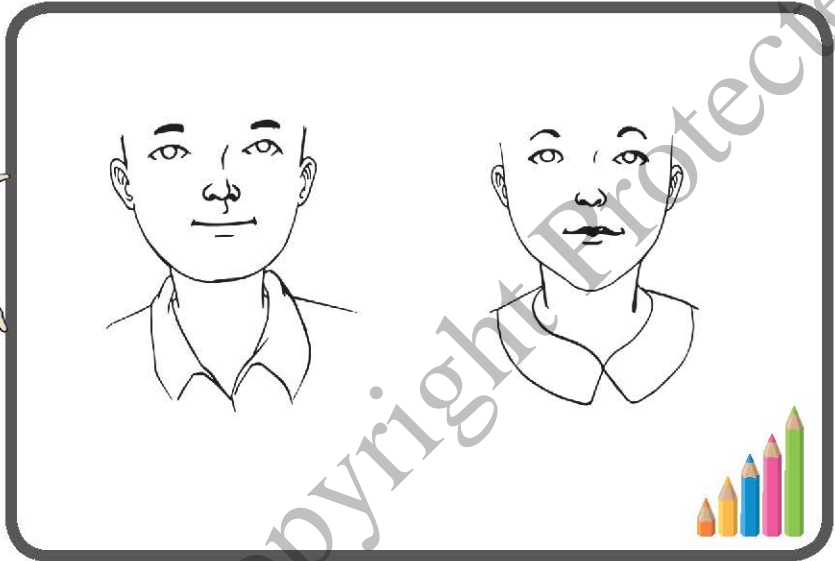
She has short hair.
She has brown eyes.





Draw and say.

He/She has ...




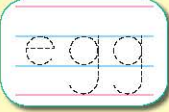
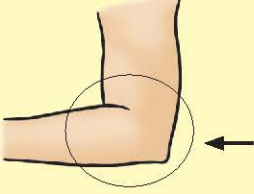


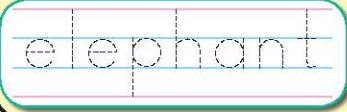

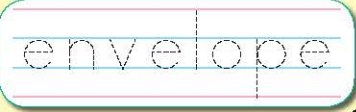
He has short hair.
He has brown eyes.



Lesson 2 Words with E e and F f



Listen, say and trace.


<p>egg</p>  	<p>elbow</p>  
<p>elephant</p>  	<p>envelope</p>  

E e



Write and circle.

1. e n v e l o p e



2. _____







3. _____








Listen, say and trace.




<p>fox</p>  <p>fox</p>	<p>fish</p>  <p>fish</p>
<p>frog</p>  <p>frog</p>	<p>flower</p>  <p>flower</p>




F f






Write and circle.

1. f i s h   

2.   

3.   

4.   

Lesson 3 It's big.



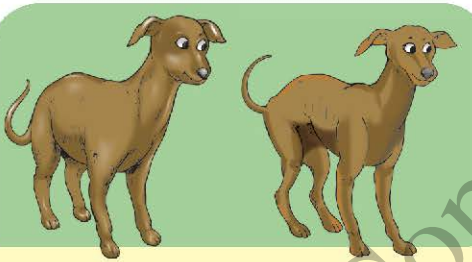
Listen and say.



big




small



fat

thin




short

tall




Look and answer.







Ask and answer.



What's this?







It's a tree.
It's tall.




Lesson 4 Words with G g and H h



Listen, say and trace.





<p>girl</p>  <p>girl</p>	<p>glass</p>  <p>glass</p>
<p>grapes</p>  <p>G g</p>	<p>guava</p> 



Unit 2 People, animals and things around us



Listen, say and trace.


<p>hat</p>  <p>hat</p>	<p>hand</p>  <p>hand</p>
<p>horse</p>  <p>horse</p>	<p>house</p>  <p>house</p>

H h



Write and match.

hat



Lesson 5 My jacket is clean.



Listen and say.

clean



dirty



long



new



old



short



Listen, choose and say.





Draw and say.

My ... is ...



My bag is new.


My pencil is short.



Lesson 6 A lost frog



Listen and say.



Unit 2 People, animals and things around us



Review 1A



Rearrange the letters.



a e c
k c
cake



u d c
k c



o r f g



w l r o f e




s h r e o



u g v a a



Find and circle.



b a c d f i s h a p u t b g h c o n m b r e a d g h e x
f t b i c y c l e n o b c d o o r g i c e e n v e l o p e y

I can ...



write the words with A, B, C, D, E, F, G and H.



Interview your friend.

What's your name?

Name : _____

Do you like ...?



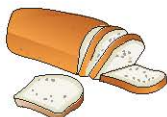
grapes



apples



cake



bread



eggs

I like _____

How are you feeling?



great



sad



hungry



angry



happy

I'm _____



Introduce your friend.

This is my friend, _____. (name)

He/ She likes _____. (food)

He/ She is _____ now. (feeling)

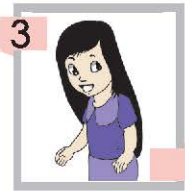
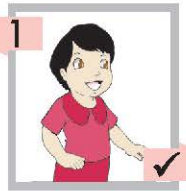
I can ...			
interview my friend.			
introduce my friend to the class.			



Listen and tick.



She has short hair. She has brown eyes.



Point and say.

What's this?




It's a tree.
It's tall.



Look and say.



My pencil is long.



I can ...

talk about the pictures of people, animals
and things around me.



Look and say.



This is my friend.

His name is Aung Htet.

He has short hair.

He has brown eyes.

He is tall.

He is great.



This is my friend.

Her name is Nandar.

She has long hair.

She has dark eyes.

She is short.

She is happy.



Draw a picture of a friend and talk about him/her.

Large empty box for drawing a picture of a friend. In the bottom right corner, there are four colored pencils (orange, yellow, blue, green).

I can ...

talk about my friends.



Unit 3 The food I like

Lesson 1 Do you like noodles?



Listen and say.

salad



fried noodles




fried rice



biscuits



bread




cake



juice



fish



milk



Unit 3 The food I like



Ask and answer.

Do you like fried noodles?



Yes, I do.

No, I don't.



Ask and tick.



Yes, I do.



No, I don't.



Yes, I do.

No, I don't.




Yes, I do.

No, I don't.



Yes, I do.

No, I don't.



Yes, I do.

No, I don't.




Yes, I do.

No, I don't.



Yes, I do.

No, I don't.



Yes, I do.

No, I don't.





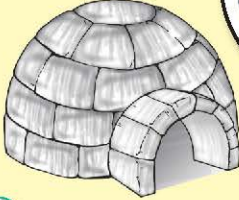

Yes, I do.

No, I don't.

Lesson 2 Words with I i and J j







Listen, say and trace.

<p>ink</p>  <p>ink</p>	<p>itch</p>  <p>itch</p>
<p>igloo</p>  <p>igloo</p>	<p>island</p>  <p>island</p>

I i



Write and match.

			
i__k	__tch	i__loo	isl__nd

Unit 3 The food I like



Listen, say and trace.

<p>jam</p>  <p>jam</p>	<p>jug</p>  <p>jug</p>
<p>juice</p>  <p>juice</p>	<p>jacket</p>  <p>jacket</p>

Jj



Write and match.



ja__ket

j__g

ju__ce

__am

Lesson 3 My favourite food



Listen and say.

pudding



wafers



chocolate



ice cream



juice



biscuits



salad



fried noodles



fried rice





Ask and answer.

What's your favourite food?




My favourite food is pudding.



Practise.

What's your favourite food?


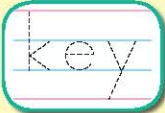

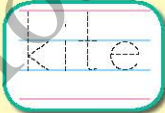

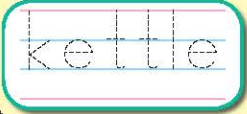

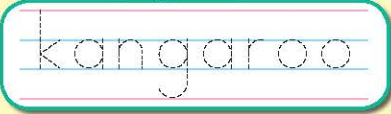


My favourite food is wafers.

Lesson 4 Words with K k and L l







Listen, say and trace.

<p>key</p>  	<p>kite</p>  
<p>kettle</p>  	<p>kangaroo</p>  

K k





Listen and write.

 a r o k a n o g o _____	 e k y _____
 i e t k _____	 t e t e l k _____

Unit 3 The food I like







Listen, say and trace.

<p>lamp</p>  <p>lamp</p>	<p>leaf</p>  <p>leaf</p>
<p>lion</p>  <p>lion</p>	<p>ladder</p>  <p>ladder</p>

LI



Listen and write.

 <p>l r a d e d</p> <hr/>	 <p>a l p m</p> <hr/>
 <p>f e l a</p> <hr/>	 <p>i o l n</p> <hr/>

Lesson 5 Days of the week




Listen and sing.

 **Days of the week** 

 Monday

 Tuesday

 Wednesday

 Thursday

 Friday

 Saturday

 Sunday

Monday, Tuesday,
Wednesday,
Thursday, Friday,
Saturday, Sunday.
(What day is it today?)²

Monday, Tuesday,
Wednesday,
Thursday, Friday,
Saturday, Sunday.
(What day is it today?)²

Unit 3 The food I like



Sing the song.



DBE Box – Copyright Protected

Lesson 6 The hungry pig



Listen and say.



This is Susie,
the hungry pig.



On Sunday,
she eats a salad.



On Monday,
she eats a mango.



On Tuesday,
she eats two bananas.

Unit 3 The food I like

Wednesday



On Wednesday,
she eats a watermelon.

Thursday



On Thursday,
she eats three puddings.

Friday



On Friday,
she eats five big cakes.


Saturday



On Saturday,
she eats six pineapples.

Sunday

On Sunday, she is sick.



Unit 4 Fun and games

Lesson 1 I can sing.




Listen and say.

<p>dance</p> 	<p>sing</p> 	<p>draw</p> 	<p>jump</p> 
	<p>write</p> 	<p>swim</p> 	



Listen, choose and say.



I can jump.

I can jump.

Unit 4 Fun and games



Tick and say.



I can sing.





I can dance.



Lesson 2 Words with M m and N n















Listen, say and trace.

<p>mug</p>  <p>mug</p>	<p>mango</p>  <p>mango</p>
<p>monkey</p>  <p>monkey</p>	<p>mouth</p>  <p>mouth</p>

Mm


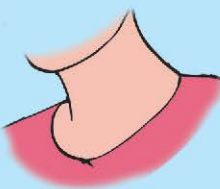




Write and circle.

1. _____			
2. _____			
3. _____			
4. _____			















Listen, say and trace.

<p>nail</p>  <p>nail</p>	<p>neck</p>  <p>neck</p>
<p>nest</p>  <p>nest</p>	<p>nose</p>  <p>nose</p>

N n



Write and circle.

1. _ _ _ c _ _			
2. _ a _ _ _			
3. _ _ _ e _ _			
4. _ _ _ t _ _			

Lesson 3 Can you sing?



Listen and say.



Ask and answer.

jump



draw



dance



sing



Can you swim?

swim

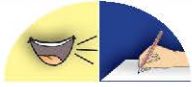


write



Yes, I can.





Ask and tick.

Can you jump?

Yes, I can.







	Yes, I can. (✓)	No, I can't. (✗)
	✓	

Lesson 4 Words with O o and P p



Listen, say and trace.

<p>ox</p>  <p>ox</p>	<p>orange</p>  <p>orange</p>
<p>octopus</p>  <p>octopus</p>	<p>orchid</p>  <p>orchid</p>

Copyright Protected







Write and match.






Listen, say and trace.

<p>pig</p>  <p>pig</p>	<p>pool</p>  <p>pool</p>
<p>pillow</p>  <p>pillow</p>	<p>puzzle</p>  <p>puzzle</p>

P p



Write and match.



Lesson 5 I can play football. Can you play it?



Listen and say.

football



Frisbee



basketball



hopscotch



I can play football.
Can you play it?



Yes, I can.



Ask and answer.







I can play Frisbee.
Can you play it?

No, I can't.



Circle and say.

	Yes, I can.	No, I can't.
1. I can play Frisbee. Can you play it? 		
2. I can play football. Can you play it? 		
3. I can play basketball. Can you play it? 		
4. I can play hopscotch. Can you play it? 		


Lesson 6 Anything you can do, I can do better.



Listen and sing.



Anything you can do, I can do better.



Anything you can do, I can do better.
I can play hopscotch better than you.



No, you can't.
No, you can't.
No, you can't.

Yes, I can.

Yes, I can.

Yes, I can. Yes, I can.



Anything you can do, I can do better.
I can draw pictures better than you.



No, you can't.
No, you can't.
No, you can't.

Yes, I can.

Yes, I can.

Yes, I can. Yes, I can.



Unit 4 Fun and games



Anything you can do, I can do better.
I can sing English songs better than you.



No, you can't.

No, you can't.

No, you can't.

Yes, I can.

Yes, I can.

Yes, I can. Yes, I can.



Anything you can do, I can do better.
I can play football better than you.



No, you can't.

No, you can't.

No, you can't.

Yes, I can.

Yes, I can.

Yes, I can. Yes, I can.



Anything I can do, you can do, too.
Anything you can do, I can do, too.

Yes, we can.

Yes, we can.

Yes, we can.





Rearrange the letters.

r o i
h d
c

orchid

z p l
u z
e

c a t
j k
e

m p
a l



Listen and write.

__sland

__ug

__ion

__range



Look and write.

1.

2.

3.

4						6	
					n	e	c
					5		
	2						
	3						

4.

5.

6.

I can ...

write the words with I, J, K, L, M, N, O and P.



Listen and say.

Monday Tuesday Wednesday Thursday Friday
Saturday Sunday

breakfast

lunch

dinner



salad



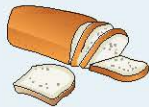
biscuits



milk



fried rice




bread



ice cream



pudding



wafers



juice



cake



I have biscuits for my breakfast.

I have fried rice for my lunch.

I have bread for my dinner.




Ask and answer.

What's your breakfast/ lunch/ dinner on Monday?


I can ...			
say what I have for breakfast, lunch and dinner.			



Ask and answer.



Point and say.



I can ...			
ask the things somebody can or can't do.			
say the things I can or can't do.			



Ask and answer.

What's your favourite food?

My favourite food is bread.

What's your favourite drink?

My favourite drink is milk.

Can you swim?

Yes, I can.

Can you play basketball?

No, I can't.



Talk about your friends.



He's _____



She's _____

I can ...

talk about what my friends like.

talk about what my friends can do.



Lesson 1 What Is It?



DBE BOX — Copyright Protected



Ask and answer.


What is it?




It's a monkey.




Fill in the blanks.



__g__ iraffe



__onkey



__at




__ird




__nake



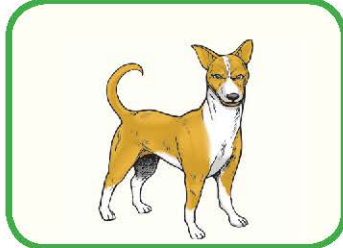
__oat



__abbit



__ow






__og

Lesson 2 Words with Q q and R r



Listen, say and trace.

<p>quilt</p>  <p>quilt</p>	<p>queen</p>  <p>queen</p>
<p>quail</p>  <p>quail</p>	<p>Q q</p>



Write and match.







qu__lt __ueen qu__il

Unit 5 Animals




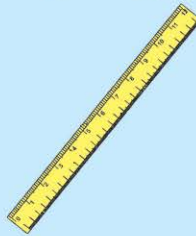
Listen, say and trace.

<p>rabbit</p>  <p>rabbit</p>	<p>ring</p>  <p>ring</p>
<p>rope</p>  <p>rope</p>	<p>ruler</p>  <p>ruler</p>

R r



Write and match.



ru__er

__ing

rabb__t

r__pe

Lesson 3 Where is the bird?



Listen and say.



The bird is in the nest.



The cat is on the table.



The cow is beside the house.

The dog is under the chair.



Ask and answer.

Where is the bird?

It's in the nest.





Practise.

Where is the egg?

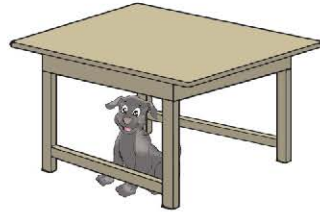
It's in the nest.



1 Where is the egg?



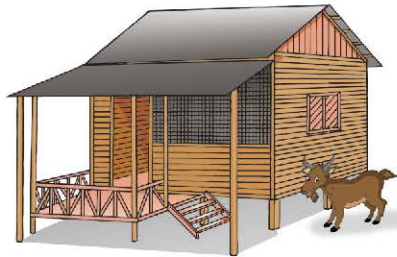
2 Where is the dog?



3 Where is the cat?







4 Where is the goat?



Lesson 4 Words with S s and T t







Listen, say and trace.

<p>sun</p>  <p>sun</p>	<p>sea</p>  <p>sea</p>
<p>snake</p>  <p>snake</p>	<p>ship</p>  <p>ship</p>

S s





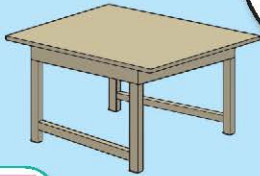

Listen and write.

 n a e k s _____	 u n s _____
 a e s _____	 h i p s _____

Unit 5 Animals





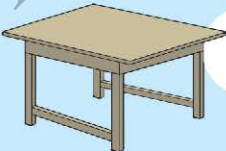

Listen, say and trace.

<p>tree</p>  <p>tree</p>	<p>train</p>  <p>train</p>
<p>table</p>  <p>table</p>	<p>tunnel</p>  <p>tunnel</p>

T t



Listen and write.

 <p>e u n t n l t</p> <hr/>	 <p>r i a t n</p> <hr/>
 <p>a b t l e</p> <hr/>	 <p>t e e r</p> <hr/>

Unit 5 Animals

Lesson 5 Where is the tiger?



tiger



deer



duck



bird



monkey



giraffe



- Deer, tiger, bird.
- Deer, tiger, bird.
- Deer, tiger, deer, tiger.
- Deer, tiger, bird.

- Giraffe, monkey, duck.
- Giraffe, monkey, duck.
- Giraffe, monkey, giraffe, monkey.
- Giraffe, monkey, duck.



Ask and answer.

Where is the tiger?



It's under the tree.



Draw, ask and answer.

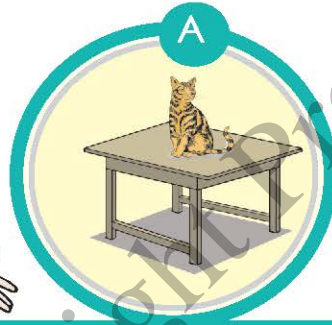


Lesson 6 The cat is on the table.



Listen and say.

The cat is on the table.
It's small. It's yellow.






Fill in the blanks.

- 1 The monkey is on the wall.
It's small.
It's brown.



- 2 The elephant is _____ the tree.
It's _____.
It's _____.




- 3 _____
It's _____.
It's _____.



- 4 The deer is _____ the ladder.
It's _____.
It's _____.



Tick and say.



Unit 6 What we wear

Lesson 1 I'm wearing a pink blouse.



Listen and say.



I'm wearing a pink blouse.

sport shirt




blouse



skirt



shorts



sandals





Listen and tick.

			<p>I'm wearing a yellow blouse.</p>



Draw and say.




I'm wearing ...

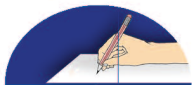


Lesson 2 Words with U u and V v









Listen, say and trace.




<p>uniform</p>  <p>uniform</p>	<p>unicorn</p>  <p>unicorn</p>
<p>U u</p>	<p>unicycle</p>  <p>unicycle</p>



Write and circle.

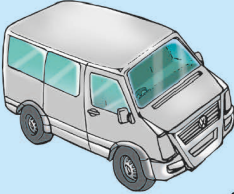



1. _____   

2. _____   

3. _____   















Listen, say and trace.

<p>van</p>  <p>van</p>	<p>vase</p>  <p>vase</p>
<p>violin</p>  <p>violin</p>	<p>vegetables</p>  <p>vegetables</p>

V v



Write and circle.

1. _____   
2. _____   
3. _____   
4. _____   

Lesson 3 He's wearing a yellow T-shirt.



Listen and say.

He's wearing a yellow T-shirt and red boots.



T-shirt



boots



raincoat



trousers



socks




Unit 6 What we wear



Listen and tick.

green socks







Choose and say.



Lesson 4 Words with W w and X x



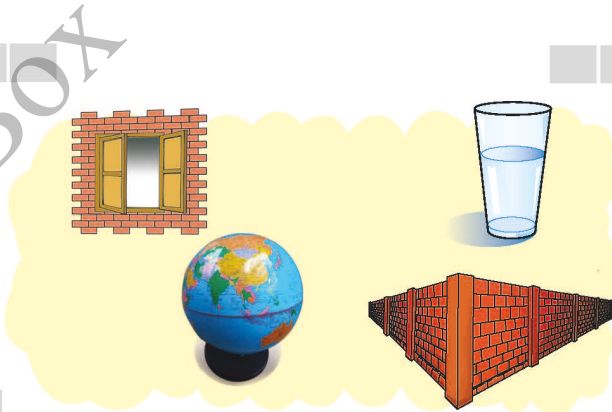
Listen, say and trace.

<p>wall</p>  <p>wall</p>	<p>water</p>  <p>water</p>
<p>world</p>  <p>world</p>	<p>window</p>  <p>window</p>

W w




Write and match.





Listen, say and trace.




X x

xylophone

xylophone



Write.



Lesson 5 She's wearing a pink cap.



Listen and say.

She's wearing a pink cap and a blue scarf.



cap



scarf



gloves



sweater



shoes



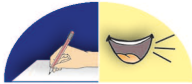
Unit 6 What we wear



Listen and tick.

a blue cap





Match and say.

	A	1					
	B	2					
	C	3					

She's wearing ...




Lesson 6 What my friends wear



Listen and say.



Hello! I'm San San.
I have three friends.
They are Ni Ni, Toe Toe and Moe Moe.



This is Ni Ni.
She's wearing a pink scarf and
a white blouse.
She's wearing a blue skirt and
green sandals.



Unit 6 What we wear

This is Toe Toe.
He's wearing a black cap and
a yellow T-shirt.
He's wearing green shorts,
yellow socks and
brown shoes.



This is Moe Moe.
She's wearing a yellow raincoat and
a red T-shirt.
She's wearing brown trousers and
red boots.



Review 3A




Rearrange the letters.



g n i r
ring



b t a l e



l u i q t



o p e r



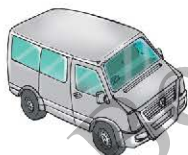
r d o w l



l u r e r



Find and circle.



a p u t w i n d o w b s m u c g h c o n m t r a i n g h e x z
f t y i o l i n q e s n o b c v a n g i c e o p n e v z t m u c o

I can ...



write words with Q, R, S, T, U, V, W and X.



Practise.



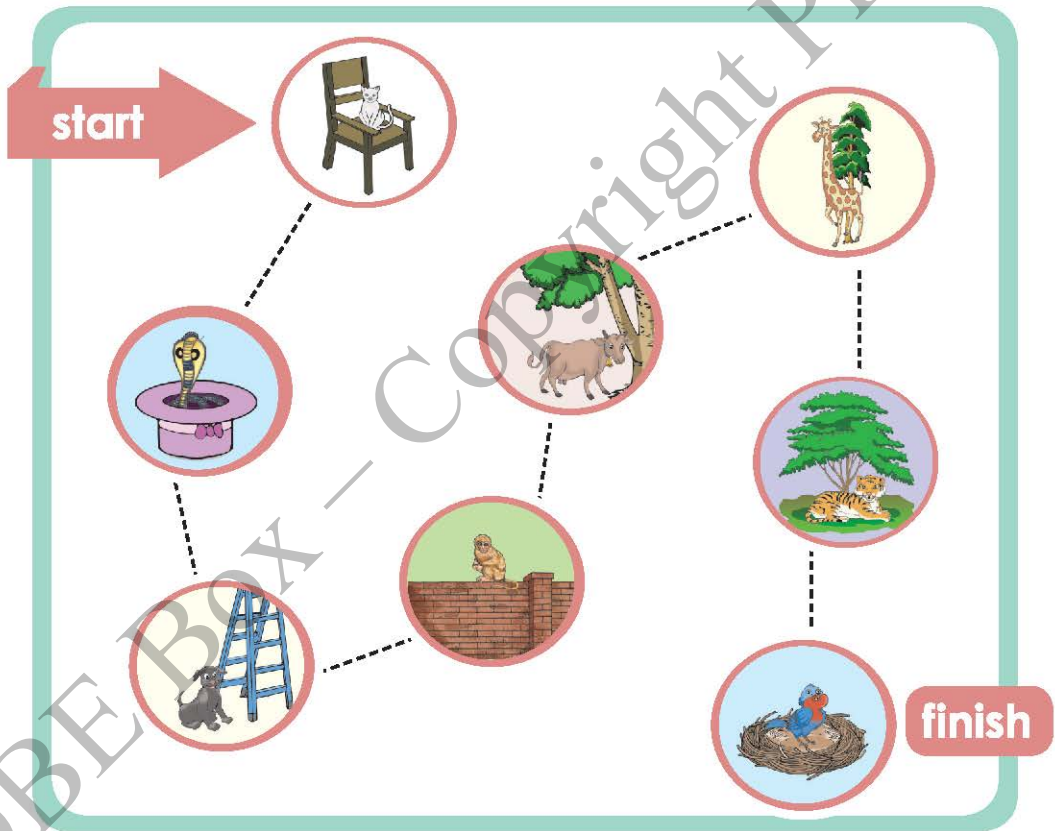
It's white. It's on the chair.

Yes, it's a cat.

It's a cat.



Look and say.



I can ...

name the animals.

say where the animals are.





Listen and tick.



Draw and say.

I'm _____
 I'm wearing _____

He's /She's _____
 He's /She's wearing _____

I can ...			
say what boys and girls wear.			



Look and say.



This is my T-shirt.
It's pink, white and red.
It's small.
I love my T-shirt.



Draw and talk about your clothes.



I can ...			
talk about my clothes.			

Unit 7 Places to visit

Lesson 1 Let's play on the see-saw.



Listen and say.

see-saw



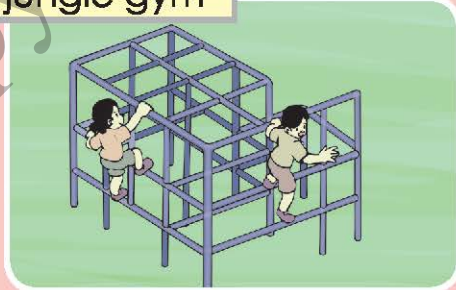
swing



roundabout



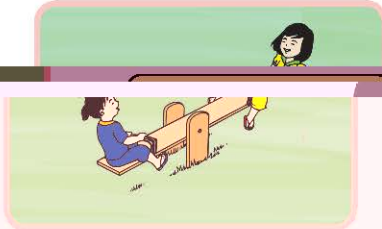
jungle gym



What's this?



Do you like playing on the see-saw?



It's a see-saw.

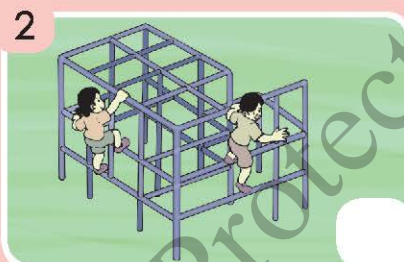


Yes, I do.



Listen and tick.

see-saw



Practise.

What's this?

Let's play on the see-saw.

It's a see-saw.




OK. Let's play.



Lesson 2 Words with Y y and Z z



Listen, say and trace.

<p>yolk</p>  <p>yolk</p>	<p>yacht</p>  <p>yacht</p>
<p>yoghurt</p>  <p>yoghurt</p>	<p>Y y</p> <p>yacht</p>



Write and match.







__acht

y__ghurt

yo__k



Listen, say and trace.

<p>zoo</p>  <p>zoo</p>	<p>zip</p>  <p>zip</p>
<p>zebra</p>  <p>zebra</p>	 <p>zip</p>



Write and match.



zebr__

__ip


zo__

Lesson 3 Let's go to the cinema.



Listen and say.

What's this?



cinema




It's a cinema.



toy store




library



playground



zoo



market



Unit 7 Places to visit



Listen and tick.

cinema




Listen and act.



Lesson 4 Words with letters A - Z



Find and circle.



p	u	z	z	l	e
f	i	r	a	u	x
i	p	n	y	z	y
s	a	k	o	i	z
h	g	g	l	p	a
m	u	g	k	a	d



Match.



desk

ladder

window

door

table

cat

vase

key



Say and write.

start

SAFARI PARK


finish

Lesson 5 Let's go to the zoo by bus.



Listen and say.

What's this?



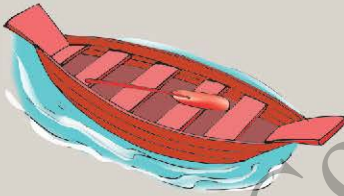
bus



It's a bus.



boat



bicycle




car



trishaw



train





Listen and tick.

bicycle



 <input checked="" type="checkbox"/>	 <input type="checkbox"/>	 <input type="checkbox"/>
 <input type="checkbox"/>	 <input type="checkbox"/>	 <input type="checkbox"/>




Practise.



Let's go to the cinema by bus.

OK, let's go.



Let's go to the zoo by trishaw.



No, let's go to the zoo by train.



Lesson 6 The family weekend



Listen and say.



Unit 7 Places to visit



Unit 8 Numbers and time

Lesson 1 10 Green bottles



Listen and sing.



10 Green bottles



(10 green bottles standing on the wall.)2

A cat came along and one fell down.

So there are 9 green bottles standing on the wall.

(9 green bottles standing on the wall.)2

A cat came along and one fell down.

So there are 8 green bottles standing on the wall.



(8 green bottles standing on the wall.)2

A cat came along and one fell down.

So there are 7 green bottles standing on the wall.



(7 green bottles standing on the wall.)2

A cat came along and one fell down.

So there are 6 green bottles standing on the wall.



Unit 8 Numbers and time



(6 green bottles standing on the wall.)2

A cat came along and one fell down.

So there are 5 green bottles standing on the wall.

(5 green bottles standing on the wall.)2

A cat came along and one fell down.

So there are 4 green bottles standing on the wall.

(4 green bottles standing on the wall.)2

A cat came along and one fell down.

So there are 3 green bottles standing on the wall.

(3 green bottles standing on the wall.)2

A cat came along and one fell down.

So there are 2 green bottles standing on the wall.

(2 green bottles standing on the wall.)2

A cat came along and one fell down.

So there is 1 green bottle standing on the wall.

(1 green bottle standing on the wall.)2

A cat came along and one fell down.

So there is no green bottle standing on the wall.




Lesson 2 Numbers 1 to 12




Listen, trace and write.

1



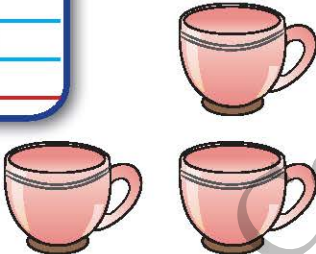
1

2




2

3



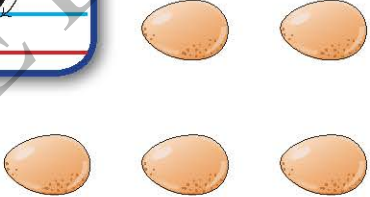
3

4




4

5



5

6





6

Unit 8 Numbers and time





Listen, trace and write.

7





7

8





8

9



9

10



10

11



12



DBE BOX - Copyright Protected

Lesson 3 Telling time



Listen and say.

What time is it?

It's 12 o'clock.

It's 11 o'clock.

It's 10 o'clock.

It's 9 o'clock.

It's 8 o'clock.

It's 7 o'clock.

It's 6 o'clock.

It's 5 o'clock.

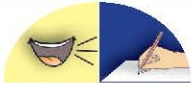
It's 4 o'clock.

It's 3 o'clock.









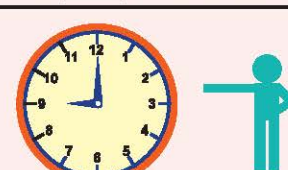

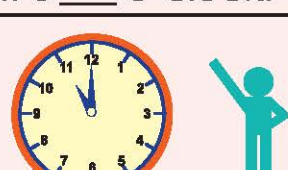

It's 2 o'clock.


It's 1 o'clock.

Unit 8 Numbers and time



Ask and write.

 <p>It's <u>1</u> o'clock.</p>	 <p>It's ___ o'clock.</p>	 <p>It's ___ o'clock.</p>
 <p>It's ___ o'clock.</p>	 <p>It's ___ o'clock.</p>	 <p>It's ___ o'clock.</p>
 <p>It's ___ o'clock.</p>	 <p>It's ___ o'clock.</p>	 <p>It's ___ o'clock.</p>
 <p>It's ___ o'clock.</p>	 <p>It's ___ o'clock.</p>	 <p>It's ___ o'clock.</p>



What time is it? It's 1 o'clock.

Lesson 4 Numbers one to twelve



Listen, trace and write

one

two

three

four

five

DBE BOX — Copyright Protected



Listen, trace and write.

seven **7**

seven

eight **8**

eight

nine **9**

nine

ten **10**

ten

eleven **11**

eleven

twelve **12**

twelve

Lesson 5 It's time to get up.



Listen and say.



It's time to get up.



It's time to have breakfast.



It's time to go to school.



It's time to have lunch.



It's time to go home.



It's time to have dinner.



It's time to go to bed.



Ask and answer.




What time is it?

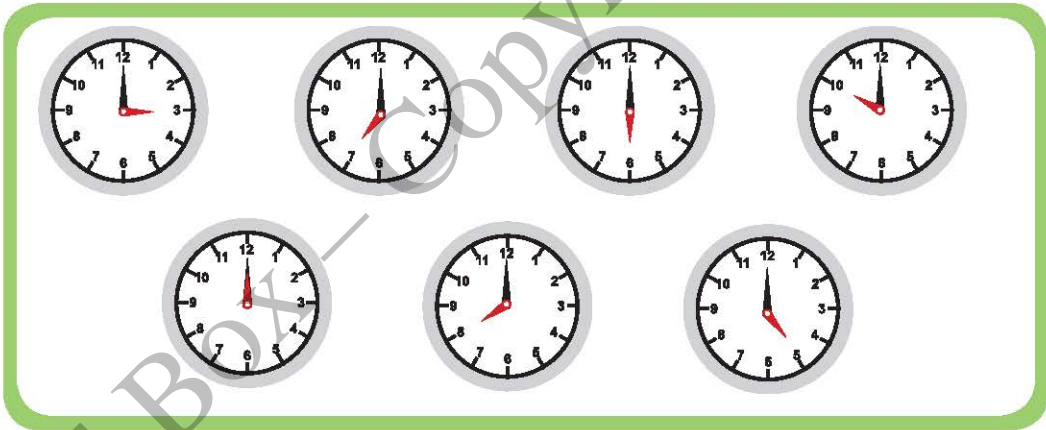


It's 12 o'clock.

OK, it's time to have lunch.



Practise.



What time is it?



It's 3 o'clock.

OK, it's time to go home.

Lesson 6 My daily life




Listen and say.

I get up at 6 o'clock.



A cartoon illustration of a young boy with black hair, wearing a blue long-sleeved shirt, sitting up in a bed. He is looking towards a window on the right. The window shows a bright sunrise with yellow curtains. To the left of the bed is a round clock with numbers 1 through 12. The hands of the clock point to 6:00.

I have my breakfast at 7 o'clock.






A cartoon illustration of a young boy sitting at a small wooden table. On the table are two plates of food and a glass of milk. The boy is eating. To the left of the table is a round clock with numbers 1 through 12. The hands of the clock point to 7:00.

I go to school at 8 o'clock.



A cartoon illustration of a yellow school bus. A young boy with a backpack is getting on the bus. The driver is visible in the front. To the left of the bus is a round clock with numbers 1 through 12. The hands of the clock point to 8:00.

Unit 8 Numbers and time



Review 4A








Find and circle the words you know.

n	e	s	t	g	k	e	y
a	l	n	a	l	l	j	a
i	e	a	b	a	e	a	c
l	p	k	l	s	a	m	h
s	h	e	e	s	f	i	t
p	a	r	i	n	g	l	z
i	n	c	l	o	c	k	x
g	t	t	r	e	e	g	g



Say and write.

1		_____	6		_____
2		_____	7		_____
3		_____	8		_____
4		_____	9		_____
5		_____	10		_____

I can ...

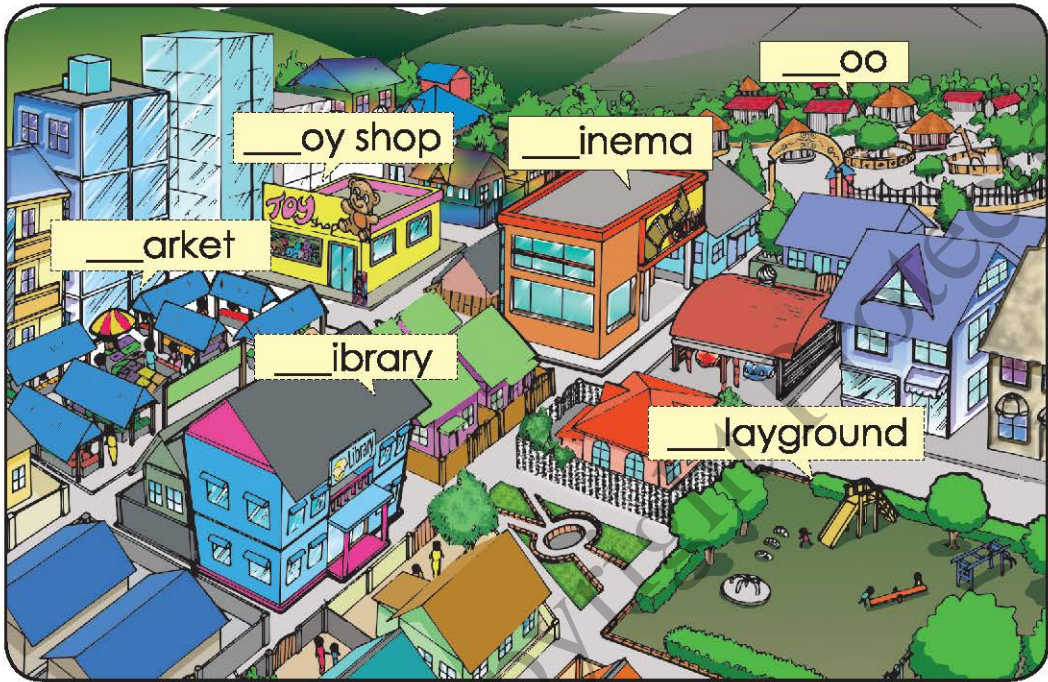
find the words I have learnt.

say and write the words I have learnt.





Fill in the blanks.



Let's go to the cinema.
Let's go by bus.

OK. Let's go to
the market.
Let's go by train.

No, let's go to
the market.
I'm hungry.



I can ...









say the names of the places in a town.

suggest a place to go.



Count and write.

<p>__ hre __ </p>	<p>__ iv __ </p>
<p>__ ne </p>	<p>n__ n__ </p>
<p>__ e__ en </p>	<p>__ leve__ </p>









Tell the time.



What time is it?



It's 2 o'clock.

 <p>It's <u>2</u> o'clock.</p>	 <p>It's ___ o'clock.</p>	 <p>It's ___ o'clock.</p>
 <p>It's ___ o'clock.</p>	 <p>It's ___ o'clock.</p>	 <p>It's ___ o'clock.</p>



Look and say.

Saturday



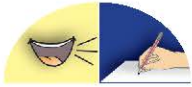
It's nine o'clock.
Let's go to the market.
Let's go by bus.




It's twelve o'clock.
Let's go to the cinema.
Let's go by train.



It's four o'clock.
Let's go to the playground.
Let's go by car.



My plan



Sunday





I can ...

talk about my plan.



Words with letters A-Z

A

ant
apple
arrow
alligator

B

boy
boat
bread
bicycle

C

cat
cup
cake
clock

D

desk
doll
door
duck

E

egg
elbow
elephant
envelope

F

fox
fish
frog
flower

G

girl
glass
grapes
guava

H

hat
hand
horse
house

I

ink
itch
igloo
island

J

jam
jug
juice
jacket

K

key
kite
kettle
kangaroo

L

lamp
leaf
lion
ladder

M

mug
mango
monkey
mouth

N

nail
neck
nest
nose

O

ox
orange
octopus
orchid

P

pig
pool
pillow
puzzle

Q

quilt
queen
quail

R

rabbit
ring
rope
ruler

S

sun
sea
snake
ship

T

tree
train
table
tunnel

U

uniform
unicorn
unicycle

V

van
vase
violin

vegetables

W

wall
water
world
window

X

xylophone

Y

yolk
yacht
yoghurt

Z

zoo
zip
zebra